

## 2011 WWSU Staff School Climate Questionnaire



### 1. I get fair recognition and appreciation for my performance from:

	Strongly Disagree	Disagree	Agree	Strongly Agree	Rating Average	Rating Count
School Administrators	7.7% (1)	7.7% (1)	38.5% (5)	<b>46.2% (6)</b>	3.23	13
Teachers in your School	0.0% (0)	23.1% (3)	30.8% (4)	<b>46.2% (6)</b>	3.23	13
Parents	10.0% (1)	<b>40.0% (4)</b>	30.0% (3)	20.0% (2)	2.60	10
Supervisory Union-Level Staff	<b>36.4% (4)</b>	18.2% (2)	<b>36.4% (4)</b>	9.1% (1)	2.18	11
School Board Members	<b>36.4% (4)</b>	27.3% (3)	27.3% (3)	9.1% (1)	2.09	11
answered question						13
skipped question						0

## 2. Most of the school's students:

	Strongly Disagree	Disagree	Agree	Strongly Agree	Rating Average	Rating Count
Are eager to learn.	0.0% (0)	23.1% (3)	<b>69.2% (9)</b>	7.7% (1)	2.85	13
Have a positive attitude toward school.	0.0% (0)	7.7% (1)	<b>76.9% (10)</b>	15.4% (2)	3.08	13
Are willing to put effort into learning.	0.0% (0)	16.7% (2)	<b>83.3% (10)</b>	0.0% (0)	2.83	12
answered question						13
skipped question						0

## 3. The staff promotes an academic learning climate by establishing high expectations for all students.

	Strongly Disagree	Disagree	Agree	Strongly Agree	Rating Average	Rating Count
.	15.4% (2)	7.7% (1)	<b>61.5% (8)</b>	15.4% (2)	2.77	13
answered question						13
skipped question						0

#### 4. Morale is high on the part of:

	Strongly Disagree	Disagree	Agree	Strongly Agree	Rating Average	Rating Count
Teachers	0.0% (0)	<b>38.5% (5)</b>	<b>38.5% (5)</b>	23.1% (3)	2.85	13
Students	0.0% (0)	23.1% (3)	<b>53.8% (7)</b>	23.1% (3)	3.00	13
Support Staff	7.7% (1)	<b>46.2% (6)</b>	23.1% (3)	23.1% (3)	2.62	13
School Administrators	0.0% (0)	0.0% (0)	<b>83.3% (10)</b>	16.7% (2)	3.17	12
answered question						13
skipped question						0

#### 5. My school is a good place to work.

	Strongly Disagree	Disagree	Agree	Strongly Agree	Rating Average	Rating Count
.	0.0% (0)	15.4% (2)	<b>46.2% (6)</b>	38.5% (5)	3.23	13
answered question						13
skipped question						0

## 6. The staff provides a high quality of education to the students of this community.

	Strongly Disagree	Disagree	Agree	Strongly Agree	Rating Average	Rating Count
.	0.0% (0)	15.4% (2)	38.5% (5)	<b>46.2% (6)</b>	3.31	13
answered question						13
skipped question						0

## 7. I get support when I need it from:

	Strongly Disagree	Disagree	Agree	Strongly Agree	Rating Average	Rating Count
School Administrators	7.7% (1)	23.1% (3)	30.8% (4)	<b>38.5% (5)</b>	3.00	13
Department Heads	0.0% (0)	25.0% (1)	<b>50.0% (2)</b>	25.0% (1)	3.00	4
Teachers in your School	0.0% (0)	8.3% (1)	41.7% (5)	<b>50.0% (6)</b>	3.42	12
Parents	0.0% (0)	30.0% (3)	<b>70.0% (7)</b>	0.0% (0)	2.70	10
Supervisory Union-Level Staff	10.0% (1)	30.0% (3)	<b>50.0% (5)</b>	10.0% (1)	2.60	10
School Board Members	11.1% (1)	<b>44.4% (4)</b>	33.3% (3)	11.1% (1)	2.44	9
answered question						13
skipped question						0

### 8. I am satisfied that the school's building is:

	Strongly Disagree	Disagree	Agree	Strongly Agree	Rating Average	Rating Count
Well suited to students' learning needs.	0.0% (0)	15.4% (2)	30.8% (4)	<b>53.8% (7)</b>	3.38	13
Kept as clean as possible.	0.0% (0)	7.7% (1)	7.7% (1)	<b>84.6% (11)</b>	3.77	13
Repaired promptly when needed.	0.0% (0)	0.0% (0)	23.1% (3)	<b>76.9% (10)</b>	3.77	13
answered question						13
skipped question						0

### 9. My assigned duties and responsibilities are fair and reasonable.

	Strongly Disagree	Disagree	Agree	Strongly Agree	Rating Average	Rating Count
.	0.0% (0)	16.7% (2)	<b>50.0% (6)</b>	33.3% (4)	3.17	12
answered question						12
skipped question						1

## 10. School discipline is handled fairly.

	Strongly Disagree	Disagree	Agree	Strongly Agree	Rating Average	Rating Count
.	15.4% (2)	30.8% (4)	<b>46.2% (6)</b>	7.7% (1)	2.46	13
answered question						13
skipped question						0

## 11. I am satisfied with the quality of leadership provided by:

	Strongly Disagree	Disagree	Agree	Strongly Agree	Rating Average	Rating Count
The Superintendent of Schools	0.0% (0)	33.3% (4)	<b>50.0% (6)</b>	16.7% (2)	2.83	12
Other Supervisory Union Administrators	0.0% (0)	9.1% (1)	<b>81.8% (9)</b>	9.1% (1)	3.00	11
School Administrators	7.7% (1)	23.1% (3)	30.8% (4)	<b>38.5% (5)</b>	3.00	13
Teacher Leaders in the School	0.0% (0)	9.1% (1)	<b>45.5% (5)</b>	<b>45.5% (5)</b>	3.36	11
Parent Leaders in the School	0.0% (0)	30.0% (3)	<b>50.0% (5)</b>	20.0% (2)	2.90	10
School Board Members	9.1% (1)	27.3% (3)	<b>54.5% (6)</b>	9.1% (1)	2.64	11
answered question						13
skipped question						0

**12. I have confidence that local efforts to improve the quality of education are heading in the right direction.**

	Strongly Disagree	Disagree	Agree	Strongly Agree	Rating Average	Rating Count
.	8.3% (1)	41.7% (5)	50.0% (6)	0.0% (0)	2.42	12
answered question						12
skipped question						1

### 13. There is good communication:

	Strongly Disagree	Disagree	Agree	Strongly Agree	Rating Average	Rating Count
Among teachers at the same grade level.	0.0% (0)	16.7% (2)	<b>50.0% (6)</b>	33.3% (4)	3.17	12
Among teachers across grade levels.	0.0% (0)	<b>50.0% (6)</b>	<b>50.0% (6)</b>	0.0% (0)	2.50	12
Between teachers and school administrators.	0.0% (0)	30.8% (4)	<b>61.5% (8)</b>	7.7% (1)	2.77	13
Between support staff and school administrators.	10.0% (1)	20.0% (2)	<b>50.0% (5)</b>	20.0% (2)	2.80	10
Between teachers and support staff.	0.0% (0)	7.7% (1)	<b>76.9% (10)</b>	15.4% (2)	3.08	13
Across departments or teams.	0.0% (0)	46.2% (6)	<b>53.8% (7)</b>	0.0% (0)	2.54	13
Between the schools in WWSU.	16.7% (2)	<b>41.7% (5)</b>	<b>41.7% (5)</b>	0.0% (0)	2.25	12
Between teachers and parents.	0.0% (0)	8.3% (1)	<b>83.3% (10)</b>	8.3% (1)	3.00	12
Between school staff and central office staff.	0.0% (0)	27.3% (3)	<b>72.7% (8)</b>	0.0% (0)	2.73	11
answered question						<b>13</b>
skipped question						<b>0</b>



**14. Across the curriculum, the staff encourages students to reach high academic standards.**

	Strongly Disagree	Disagree	Agree	Strongly Agree	Rating Average	Rating Count
.	0.0% (0)	30.8% (4)	53.8% (7)	15.4% (2)	2.85	13
answered question						13
skipped question						0

**15. There are clearly stated school rules defining expectations for student behavior.**

	Strongly Disagree	Disagree	Agree	Strongly Agree	Rating Average	Rating Count
.	0.0% (0)	30.8% (4)	53.8% (7)	15.4% (2)	2.85	13
answered question						13
skipped question						0

### 16. The staff gives ample information to students concerning:

	Strongly Disagree	Disagree	Agree	Strongly Agree	Rating Average	Rating Count
What they are expected to learn.	0.0% (0)	15.4% (2)	<b>61.5% (8)</b>	23.1% (3)	3.08	13
How their work will be judged.	0.0% (0)	8.3% (1)	<b>66.7% (8)</b>	25.0% (3)	3.17	12
How well they are progressing.	0.0% (0)	8.3% (1)	<b>66.7% (8)</b>	25.0% (3)	3.17	12
answered question						13
skipped question						0

### 17. The staff gives ample information to parents concerning:

	Strongly Disagree	Disagree	Agree	Strongly Agree	Rating Average	Rating Count
What their children are expected to learn.	0.0% (0)	8.3% (1)	<b>75.0% (9)</b>	16.7% (2)	3.08	12
How student work will be judged.	0.0% (0)	9.1% (1)	<b>72.7% (8)</b>	18.2% (2)	3.09	11
How their children are progressing.	0.0% (0)	9.1% (1)	<b>63.6% (7)</b>	27.3% (3)	3.18	11
answered question						12
skipped question						1

### 18. There is adequate parent involvement in the school.

	Strongly Disagree	Disagree	Agree	Strongly Agree	Rating Average	Rating Count
.	0.0% (0)	23.1% (3)	<b>76.9% (10)</b>	0.0% (0)	2.77	13
answered question						13
skipped question						0

### 19. I am satisfied with the procedures for evaluating my performance.

	Strongly Disagree	Disagree	Agree	Strongly Agree	Rating Average	Rating Count
.	7.7% (1)	15.4% (2)	<b>61.5% (8)</b>	15.4% (2)	2.85	13
answered question						13
skipped question						0

## 20. Decision making in this schools is:

	Strongly Disagree	Disagree	Agree	Strongly Agree	Rating Average	Rating Count
Clearly interpreted and understood	23.1% (3)	15.4% (2)	<b>53.8% (7)</b>	7.7% (1)	2.46	13
Inclusive of the school community	7.7% (1)	15.4% (2)	<b>61.5% (8)</b>	15.4% (2)	2.85	13
Respectful	0.0% (0)	30.8% (4)	<b>46.2% (6)</b>	23.1% (3)	2.92	13
Fair	15.4% (2)	15.4% (2)	<b>46.2% (6)</b>	23.1% (3)	2.77	13
Pro-active, timely, and consistent	15.4% (2)	30.8% (4)	<b>38.5% (5)</b>	15.4% (2)	2.54	13
Informed.	0.0% (0)	30.8% (4)	<b>53.8% (7)</b>	15.4% (2)	2.85	13
Based on generally agreed upon principles and goals.	0.0% (0)	30.8% (4)	<b>53.8% (7)</b>	15.4% (2)	2.85	13
answered question						13
skipped question						0

## 21. There is adequate effort to involve all members of the school community (educators, parents, and non-parent community members) in discussions concerning important school goals.

	Strongly Disagree	Disagree	Agree	Strongly Agree	Rating Average	Rating Count
.	0.0% (0)	<b>38.5% (5)</b>	<b>38.5% (5)</b>	23.1% (3)	2.85	13
answered question						13
skipped question						0

**22. I am satisfied with the opportunities I have to provide input in how funds are spent at my school.**

	Strongly Disagree	Disagree	Agree	Strongly Agree	Rating Average	Rating Count
.	8.3% (1)	41.7% (5)	41.7% (5)	8.3% (1)	2.50	12
answered question						12
skipped question						1

**23. Professional development activities in our school are developed with sufficient input from staff.**

	Strongly Disagree	Disagree	Agree	Strongly Agree	Rating Average	Rating Count
.	8.3% (1)	58.3% (7)	16.7% (2)	16.7% (2)	2.42	12
answered question						12
skipped question						1

**24. Curriculum plans or policies in our school are developed with sufficient input from staff.**

	Strongly Disagree	Disagree	Agree	Strongly Agree	Rating Average	Rating Count
.	8.3% (1)	25.0% (3)	58.3% (7)	8.3% (1)	2.67	12
answered question						12
skipped question						1

## 25. Relationships in this school are built on:

	Strongly Disagree	Disagree	Agree	Strongly Agree	Rating Average	Rating Count
Honesty	0.0% (0)	16.7% (2)	<b>66.7% (8)</b>	16.7% (2)	3.00	12
Trust	0.0% (0)	25.0% (3)	<b>58.3% (7)</b>	16.7% (2)	2.92	12
Mutual support	0.0% (0)	25.0% (3)	<b>58.3% (7)</b>	16.7% (2)	2.92	12
(Good/positive) Communication	0.0% (0)	25.0% (3)	<b>66.7% (8)</b>	8.3% (1)	2.83	12
Respect	8.3% (1)	8.3% (1)	<b>58.3% (7)</b>	25.0% (3)	3.00	12
Humor	0.0% (0)	8.3% (1)	<b>58.3% (7)</b>	33.3% (4)	3.25	12
answered question						12
skipped question						1





## 26. Students can and do find at least one adult in this school who they can talk with.

	Strongly Disagree	Disagree	Agree	Strongly Agree	Rating Average	Rating Count
.	0.0% (0)	8.3% (1)	<b>58.3% (7)</b>	33.3% (4)	3.25	12
answered question						12
skipped question						1


## 27. Most of the school's students:

	Strongly Disagree	Disagree	Agree	Strongly Agree	Rating Average	Rating Count
Behave with respect toward one another.	7.7% (1)	0.0% (0)	<b>84.6% (11)</b>	7.7% (1)	2.92	13
Behave with respect toward teachers and other adults.	0.0% (0)	15.4% (2)	<b>76.9% (10)</b>	7.7% (1)	2.92	13
answered question						13
skipped question						0

## 28. I am a:




		Response Percent	Response Count
Classroom Teacher		38.5%	5
Instructional Assistant/Paraeducator		23.1%	3
Certified Staff (other than classroom teacher)		23.1%	3
Other Staff		15.4%	2
answered question			13
skipped question			0

## 29. I work at:

		Response Percent	Response Count
Crossett Brook Middle School		100.0%	13
Fayston Elementary School		0.0%	0
Harwood Union High School		0.0%	0
Harwood Union Middle School		0.0%	0
Moretown Elementary School		0.0%	0
Thatcher Brook Primary School		0.0%	0
Waitsfield Elementary School		0.0%	0
Warren School		0.0%	0
answered question			13
skipped question			0



### 30. I have been working at this school for:

		Response Percent	Response Count
0-5 years		30.8%	4
6-10 years		15.4%	2
>10 years		53.8%	7
answered question			13
skipped question			0

### 31. If you wish, you may add comments in the box below.

	Response Count
	2
answered question	2
skipped question	11